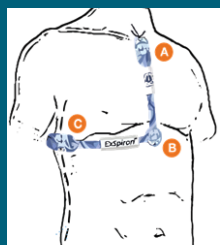




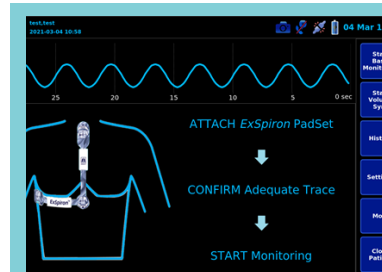
ExSpiron 2Xi Quick Set Up

1

Padset Placement
Sternal Notch, Xyphoid,
Mid Axially

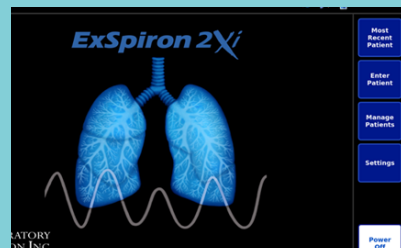


4



Verify Respiratory
Trace and Start
Monitoring

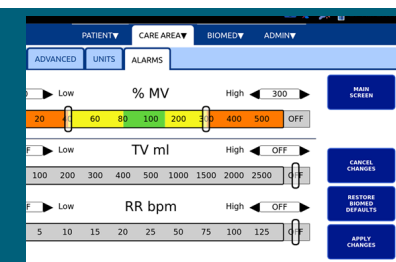
2



Choose either
New patient or
Most Recent
patient

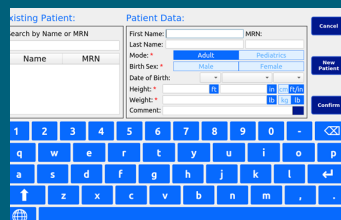
5

Confirm Alarm
settings

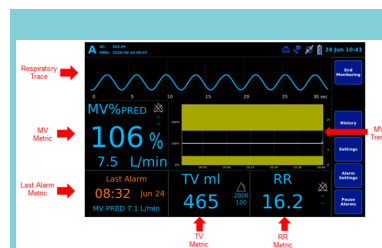


3

Enter Height,
Weight and Birth
Gender



6



Monitor patient
and watch
Trends over
time

Technical Support Line:
1-800-213-1324